

Mary H. Melfi
 Mary H. Melfi
 Hunterdon County Clerk

OFFICIAL SCHOOL ELECTION BALLOT

Delaware Township

Hunterdon County, New Jersey • Tuesday, April 21, 2009






HUNTERDON CENTRAL REGIONAL HIGH SCHOOL—DELAWARE TOWNSHIP

	FOR MEMBERSHIP TO BOARD OF EDUCATION FULL THREE (3) YEAR TERM VOTE FOR ONE (1)
CANDIDATES	ALEXANDER J. JEYSCHUNE <input type="checkbox"/>
WRITE IN	<input type="checkbox"/>
HUNTERDON CENTRAL REGIONAL HIGH SCHOOL DELAWARE TOWNSHIP QUESTION #1	
RESOLVED, that there should be raised for General Funds \$48,379,741 for the ensuing school year 2009-2010.	
Delaware Township's share of the total is \$5,008,530.20.	YES <input type="checkbox"/> NO <input type="checkbox"/>

DELAWARE TOWNSHIP ELEMENTARY SCHOOL



	FOR MEMBERSHIP TO BOARD OF EDUCATION ONE (1) YEAR UNEXPIRED TERM VOTE FOR ONE (1)	FOR MEMBERSHIP TO BOARD OF EDUCATION FULL THREE (3) YEAR TERM VOTE FOR THREE (3)			
CANDIDATES	CATHY MUMFORD <input type="checkbox"/>	THOMAS BRUHL <input type="checkbox"/>	JOSEPH PULKOWSKI <input type="checkbox"/>	KATHY ROETHEL <input type="checkbox"/>	
WRITE IN	<input type="checkbox"/>	<input type="checkbox"/>	<input type="checkbox"/>	<input type="checkbox"/>	<input type="checkbox"/>
DELAWARE TOWNSHIP ELEMENTARY SCHOOL QUESTION #1					
RESOLVED, that there should be raised for the General Fund, \$6,527,483 for the ensuing school year 2009-2010.					YES <input type="checkbox"/> NO <input type="checkbox"/>

INSTRUCTIONS FOR VOTING

- PRESS THE  BUTTON TO THE RIGHT OF THE CANDIDATE OF YOUR CHOICE; A GREEN ARROW WILL APPEAR SIGNIFYING YOUR SELECTION.
- TO VOTE IN FAVOR OF A PROPOSITION OR PROPOSAL, PRESS THE  BUTTON TO THE RIGHT OF THE WORD "YES". TO VOTE AGAINST THE PROPOSITION OR PROPOSAL, PRESS THE  BUTTON TO THE RIGHT OF THE WORD "NO". A GREEN ARROW WILL APPEAR NEXT TO YOUR SELECTION.
- TO CHANGE ANY SELECTION,** PRESS THE  BUTTON AGAIN. THE GREEN ARROW WILL DISAPPEAR AND YOU MAY MAKE A NEW SELECTION.
- AFTER YOU HAVE COMPLETED ALL YOUR SELECTIONS, THEN PRESS THE  BUTTON LOCATED IN THE LOWER RIGHT HAND CORNER OF THE MACHINE. THIS ELECTRONICALLY RECORDS ALL YOUR VOTES.
- PART THE CURTAINS AND EXIT THE VOTING BOOTH.

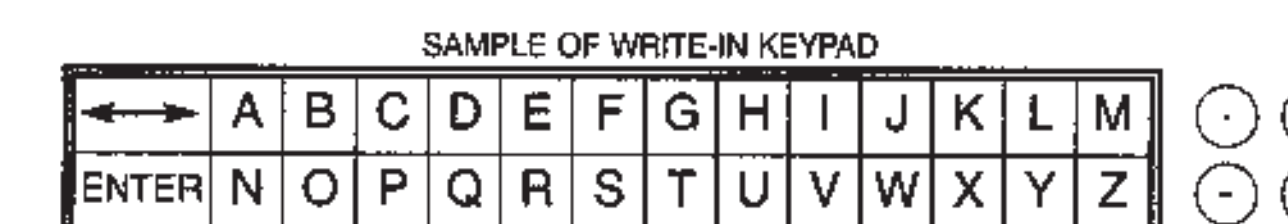
WARNING that an improperly cast write-in vote will be void and not counted. When choosing a **personal choice (write-in)**, whatever **office** you choose to put in a personal choice for, that is the only office to which the vote will be counted. Any improperly cast vote will not be counted. Please read the face of the ballot carefully before taking this option. Should you have any questions regarding the personal choice, please ask the district board worker before entering the voting booth.

PERSONAL CHOICE (WRITE-IN) INSTRUCTIONS

- UPON ENTERING THE VOTING BOOTH, LOCATE THE OFFICE YOU WISH TO VOTE FOR (OFFICES WILL BE LISTED AT THE TOP OF THE BALLOT) AND FOLLOW THIS COLUMN DOWN TO THE PERSONAL CHOICE COLUMN AND PRESS THE BUTTON.
 - A GREEN "" ARROW WILL BEGIN TO FLASH. (NOTE: THE "" WILL CONTINUE TO FLASH UNTIL THE WRITE-IN IS COMPLETED).
 - AT THE BOTTOM OF THE BALLOT IS THE MAROON WRITE-IN PAD, WHICH IS APPROXIMATELY WAIST HIGH. TYPE IN THE FIRST NAME OF THE CANDIDATE FOR WHOM YOU WISH TO VOTE, USE THE ARROW KEY FOR THE SPACE, AND THEN TYPE IN THE LAST NAME. NOW PRESS "ENTER" WHICH IS LOCATED ON THE PAD.
- IF AN ERROR ON THE WRITE-IN IS MADE—BEFORE YOU PRESS ENTER ON THE WRITE-IN KEYPAD—PRESS THE ARROW KEY TO THE LEFT UNTIL THE ERROR IS CLEARED AND THEN RE-TYPE THE NAME. TO MAKE A SPACE—PRESS THE ARROW KEY TO THE RIGHT.

AFTER YOU HAVE COMPLETED VOTING THE ENTIRE BALLOT, PRESS THE ORANGE "CAST VOTE" BUTTON LOCATED ON YOUR LOWER RIGHT-HAND SIDE.

DO NOT PRESS THE CAST VOTE BUTTON UNTIL YOU ARE SURE YOU ARE FINISHED VOTING.



TO RECORD YOUR VOTE
 DO NOT PRESS THE 'CAST VOTE' BUTTON UNTIL YOU
 HAVE MADE ALL DESIRED SELECTIONS
CAST VOTE
BUTTON